



























2024 National Youth																							
Youth C		Male																					
OFFICIAL RESULTS					BoulderJam																		
					1	2	3	4	5	6	7	Total											
Rank	Bib	First Name	Last Name	State	AUS Rank	T	Z	T	Z	T	Z	T	Z	T	Z	#T	#Z	attT	attZ				
1	348	Taric	Simmonds	AUS/NSW	1	3	1	1	1	3	2	1	1	1	1	0	7	2	1	6	7	11	14
2	68	Daniel	Cowling	AUS/QLD	2	2	1	2	2	12	10	1	1	1	1	0	5	1	1	6	7	19	21
3	349	Jasper	Lunstedt	AUS/NSW	3	3	3	3	1	0	0	1	1	1	1	0	0	6	1	5	5	14	7
4	111	Elouan	Bonnet Day	AUS/ACT	4	0	0	4	2	13	7	1	1	1	1	0	0	5	2	5	5	24	13
5	350	Ziggy	Ball	AUS/NSW	5	0	3	2	1	0	0	1	1	1	1	0	3	3	3	4	6	7	12
6	211	Joshwin	Sidhu	AUS/VIC	6	0	0	4	1	0	0	2	2	1	1	0	1	2	1	4	5	9	6
7	210	Sebastian	Johnson	AUS/VIC	7	0	1	4	1	0	0	2	2	2	1	0	0	5	2	4	5	13	7
8	152	Jonathan	Chan	AUS/SA	8	0	2	10	1	0	0	2	2	1	1	0	0	3	2	4	5	16	8
9	62	Tigo	Nottle	AUS/QLD	9	0	0	5	3	0	0	1	1	1	1	0	0	11	1	4	4	18	6
10	515	Tristan	Jayasuriya	FN/Internation	-	0	0	0	3	0	0	1	1	1	1	0	2	2	1	3	5	4	8
11	66	Liam	Alford	AUS/QLD	10	0	3	2	1	0	0	1	1	1	1	0	0	0	0	3	4	4	6
12	516	Xavier	Wasek-Webb	FN/Internation	-	0	0	4	1	0	0	1	1	1	1	0	2	0	0	3	4	6	5
13	286	Baxter	Cox	AUS/WA	11	0	1	2	1	0	0	2	2	3	1	0	0	0	0	3	4	7	5
14	354	Bryson	Boger	AUS/NSW	12	0	0	0	4	0	0	1	1	1	1	0	4	0	5	2	5	2	15
15	289	Jared	Griffiths	AUS/WA	13	0	1	0	4	0	0	1	1	2	1	0	0	0	3	2	5	3	10
16	65	Riki	Dowling	AUS/QLD	14	0	1	0	5	0	0	7	7	1	1	0	0	0	3	2	5	8	17
17	221	Isaac	Waugh	AUS/VIC	15	0	0	0	1	0	0	2	2	3	1	0	0	0	3	2	4	5	7
18	287	Daniel	Kotze	AUS/WA	16	0	0	0	1	0	0	4	2	3	1	0	0	0	2	2	4	7	6
19	71	Aidan	Wraith	AUS/QLD	17	0	0	0	0	0	7	7	1	1	1	0	1	0	4	2	4	8	13
20	70	William	Smyth	AUS/QLD	18	0	1	0	0	0	0	6	5	0	1	0	0	7	3	2	4	13	10
21	288	Avon	De Saxe	AUS/WA	19	0	0	0	0	0	0	1	1	1	1	0	0	0	1	2	3	2	3
22	352	Dukey	Ball	AUS/NSW	20	0	0	0	0	0	0	1	1	1	1	0	0	0	2	2	3	2	4
23	398	Dean	Butler	AUS/QLD	21	0	0	0	3	0	0	5	5	3	1	0	0	0	0	2	3	8	9
24	153	Jesse	Howe	AUS/SA	22	0	0	0	0	0	0	2	2	1	1	0	0	0	0	2	2	3	3
25	222	Ben	Colton	AUS/VIC	23	0	0	0	0	0	3	3	1	1	0	0	0	0	2	2	4	4	4
26	67	Finn	Findlay	AUS/QLD	24	0	0	0	0	0	0	4	4	1	1	0	0	0	0	2	2	5	5
27	353	Oliver	Coutts	AUS/NSW	25	0	0	0	0	0	0	7	1	2	1	0	0	0	0	2	2	9	2
28	224	William	Smith	AUS/VIC	26	0	0	0	0	0	0	5	5	4	1	0	0	0	0	2	2	9	6
29	351	Max	Boston	AUS/NSW	27	0	0	0	0	0	0	22	21	2	1	0	0	0	0	2	2	24	22
30	69	Jack	Pearce	AUS/QLD	28	0	0	0	0	0	0	0	1	1	1	0	3	0	7	1	3	1	11
31	290	Oden	Mcdonald	AUS/WA	29	0	0	0	1	0	9	0	0	8	7	0	0	0	0	1	3	8	17
32	154	Jasper	Morella	AUS/SA	30	0	0	0	3	0	0	0	0	13	1	0	0	0	0	1	2	13	4
33	223	Jesse	Larsen	AUS/VIC	31	0	0	0	0	0	0	0	3	3	0	0	0	0	1	1	3	3	3
34	155	Evan	John	AUS/SA	32	0	0	0	0	0	0	0	5	1	0	0	0	0	1	1	5	1	1
35	129	Heath	Murphy	AUS/TAS	33	0	0	0	0	0	0	0	0	1	0	0	0	0	0	1	0	1	1
36	156	Jackson	Adams	AUS/SA	34	0	0	0	0	0	0	0	0	4	0	0	0	0	0	1	0	4	4

2024 National Youth																							
Youth C					Female																		
OFFICIAL RESULTS						BoulderJam																	
						1	2	3	4	5	6	7	Total										
Rank	Bib	First Name	Last Name	State	AUS Rank	T	Z	T	Z	T	Z	T	Z	T	Z	T	Z	#T	#Z	attT	attZ		
1	291	Sophie	Kingwell	AUS/WA	1	5	1	1	1	6	2	1	1	1	1	1	1	6	1	7	7	21	8
2	293	Esther	Kingwell	AUS/WA	2	3	2	1	1	0	4	6	2	1	1	1	1	8	1	6	7	20	12
3	80	Ava	Williams	AUS/QLD	3	4	3	1	1	2	1	0	5	5	5	1	1	0	5	5	7	13	21
4	79	Nina	Vickers	AUS/QLD	4	0	1	1	1	0	1	1	1	7	7	1	1	0	1	4	7	10	13
5	358	Amelia	Van De Ven	AUS/NSW	5	0	0	2	1	5	1	0	0	1	1	1	1	0	0	4	4	9	4
6	292	Alia	Williams	AUS/WA	6	0	0	1	1	0	2	0	7	6	2	1	1	0	1	3	6	8	14
7	212	Daniella	Thia	AUS/VIC	7	0	0	1	1	0	5	0	2	10	10	1	1	0	2	3	6	12	21
8	227	Mali	Ogris Shah	AUS/VIC	8	0	0	2	1	0	1	0	0	7	7	1	1	0	3	3	5	10	13
9	100	Nikki	Holmes	AUS/QLD	9	0	0	1	1	0	0	0	0	1	1	1	1	0	0	3	3	3	3
10	159	Saskia	Herd	AUS/SA	10	0	8	1	1	0	5	0	0	0	0	1	1	0	0	2	4	2	15
11	74	Olivia	Carter	AUS/QLD	11	0	0	1	1	0	3	0	10	0	0	2	2	0	0	2	4	3	16
12	157	Evelyn	Junge	AUS/SA	12	0	0	0	3	0	0	0	2	8	7	1	1	0	0	2	4	9	13
13	213	Isla	Stoikovich	AUS/VIC	13	0	0	1	1	0	7	0	0	0	0	1	1	0	0	2	3	2	9
14	357	Zali	Hayes	AUS/NSW	14	0	0	2	1	0	3	0	0	0	0	1	1	0	0	2	3	3	5
15	360	Shonali	Beaujard	AUS/NSW	15	0	0	5	1	0	0	0	7	0	0	1	1	0	0	2	3	6	9
16	130	Lily	Mcdermott	AUS/TAS	16	0	0	6	1	0	5	0	0	0	0	1	1	0	0	2	3	7	7
17	81	Ellie	Wilkinson	AUS/QLD	17	0	0	1	1	0	0	0	0	0	0	1	1	0	0	2	2	2	2
17	391	Mia	Bedard	AUS/WA	17	0	0	1	1	0	0	0	0	0	0	1	1	0	0	2	2	2	2
19	225	Jasmine	Smyrk	AUS/VIC	19	0	0	2	1	0	0	0	0	0	0	1	1	0	0	2	2	3	2
20	78	Isabella	Voltz	AUS/QLD	20	0	0	1	1	0	0	0	0	0	3	1	0	0	2	2	4	2	2
21	359	Chloe	Byrnes	AUS/NSW	21	0	0	3	2	0	0	0	0	0	0	1	1	0	0	2	2	4	3
22	226	Lily	O'Hare	AUS/VIC	22	0	0	3	1	0	0	0	0	0	0	2	2	0	0	2	2	5	3
23	161	Eliana	Ng	AUS/SA	23	0	0	10	1	0	0	0	0	0	0	1	1	0	0	2	2	11	2
24	72	Aisha	Oliver	AUS/QLD	24	0	0	0	1	0	0	0	0	0	0	1	1	0	4	1	3	1	6
25	294	Isla	Shelton	AUS/WA	25	0	0	0	3	0	0	0	4	0	0	1	1	0	0	1	3	1	8
26	389	Elsie	Wallis	AUS/WA	26	0	0	0	3	0	0	0	5	0	0	1	1	0	0	1	3	1	9
27	160	Francesca	Hill	AUS/SA	27	0	0	0	3	0	0	0	0	0	0	2	2	0	0	1	2	2	5
28	158	Georgina	Cushen	AUS/SA	28	0	0	0	0	0	0	0	0	0	0	1	1	0	0	1	1	1	1
29	73	Olivia	Plumb	AUS/QLD	29	0	0	0	1	0	0	0	0	0	0	2	0	0	0	2	0	0	3
30	361	Ariah Blue	Channer	AUS/NSW	30	0	0	0	2	0	0	0	0	0	0	6	0	0	0	2	0	0	8
31	228	Daphne	Provily	AUS/VIC	31	0	0	0	0	0	0	0	0	0	0	6	0	0	0	1	0	0	6



# 2024 National Youth



## Youth D

## Male



### OFFICIAL RESULTS

#### BoulderJam

Rank	Bib	First Name	Last Name	State	AUS Rank	BoulderJam																	
						1	2	3	4	5	6	7	Total										
						T	Z	T	Z	T	Z	T	Z	T	Z	T	Z	#T	#Z	attT	attZ		
1	90	Remi	Shaw	AUS/QLD	1	1	1	1	1	1	1	1	1	1	1	3	1	1	1	7	7	9	7
2	113	Arata	Tsubaki	FN/ACT	-	1	1	1	1	2	2	1	1	1	1	3	1	3	2	7	7	12	9
3	295	Kasper	Kneer	AUS/WA	2	1	1	1	1	1	5	1	1	1	6	1	1	1	7	7	16	7	
4	112	Leo	Travouillon	AUS/ACT	3	1	1	1	1	1	6	2	1	1	6	1	1	1	7	7	17	8	
5	229	Mark	Liubimov	AUS/VIC	4	2	1	1	1	1	7	2	1	1	5	1	1	1	7	7	18	8	
6	234	Mika	Poberezovsky	AUS/VIC	5	1	1	1	1	1	0	1	1	1	10	2	2	1	6	7	16	8	
7	379	Marcus	Oldakowski	AUS/WA	6	1	1	1	1	2	2	10	6	1	1	0	1	2	1	6	7	17	13
8	297	Lukas	Wolvaardt	AUS/WA	7	2	2	1	1	1	1	12	5	1	1	0	1	7	1	6	7	24	12
9	298	Asher	Lee	AUS/WA	8	2	2	1	1	1	1	0	6	1	1	0	1	1	1	5	7	6	13
10	88	Oakley	Kesby	AUS/QLD	9	1	1	1	1	5	5	0	2	1	1	0	1	1	1	5	7	9	12
11	296	Noah	Foster	AUS/WA	10	3	3	1	1	2	2	0	6	1	1	0	1	4	4	5	7	11	18
12	232	Eden	Seet	AUS/VIC	11	1	1	1	1	1	1	0	2	1	1	0	1	12	12	5	7	16	19
13	165	Max	Watson	AUS/SA	12	1	1	1	1	5	4	0	0	1	1	0	1	2	1	5	6	10	9
14	380	Percival	Morton	AUS/NSW	13	1	1	1	1	2	2	0	0	1	1	0	1	7	3	5	6	12	9
15	86	Harlan	Gower	AUS/QLD	14	2	1	1	1	15	14	0	1	1	1	0	0	5	5	5	6	24	23
16	82	Edison	Forsyth	AUS/QLD	15	4	4	1	1	9	4	0	0	1	1	0	1	14	12	5	6	29	23
17	517	Hamish	Mclaughlin	FN/International	-	9	6	1	1	9	9	0	0	1	1	0	1	10	9	5	6	30	27
18	89	Archer	Kesby	AUS/QLD	16	1	1	1	1	2	2	0	2	1	1	0	1	0	1	4	7	5	9
19	230	Leon	Petrov	AUS/VIC	17	1	1	1	1	0	0	0	6	1	1	0	1	1	2	4	6	4	12
20	241	Lachlan	Tucker	AUS/TAS	18	5	2	1	1	1	1	0	0	1	1	0	2	0	2	4	6	8	9
21	362	Lucas	Van De Ven	AUS/NSW	19	2	2	2	2	0	8	0	0	1	1	0	1	8	7	4	6	13	21
22	85	Theodore	Miller	AUS/QLD	20	1	1	1	1	0	3	0	0	2	2	0	0	2	2	4	5	6	9
23	373	Jack	Stewart	AUS/NSW	21	3	1	2	2	9	9	0	0	1	1	0	2	0	0	4	5	15	15
24	164	Lewis	Chisholm	AUS/SA	22	6	2	1	1	0	0	13	6	1	1	0	1	0	0	4	5	21	11
25	233	Sidney	Smith	AUS/VIC	23	3	3	1	1	18	1	0	0	1	1	0	0	0	0	4	4	23	6
26	364	Maxwell	Povah	AUS/NSW	24	5	2	3	1	0	13	0	0	1	1	0	1	0	5	3	6	9	23
27	231	Gael	Guiraud Pinedo	AUS/VIC	25	1	1	1	1	0	1	0	0	1	1	0	1	0	0	3	5	3	5
28	518	Xavier	Faber	FN/International	-	0	0	1	1	0	0	0	0	1	1	0	1	13	8	3	4	15	11
29	163	Emmett	Clements	AUS/SA	26	13	4	2	1	0	0	0	0	1	1	0	2	0	0	3	4	16	8
30	87	Bartram	Marshall	AUS/QLD	27	24	3	2	1	0	0	0	0	2	2	0	0	0	0	3	3	28	6
31	84	Odin	Sarmis	AUS/QLD	28	2	1	0	0	0	0	0	0	1	1	0	1	0	0	2	3	3	3

# 2024 National Youth



## Youth D

## Female



### OFFICIAL RESULTS

#### BoulderJam

Rank	Bib	First Name	Last Name	State	AUS Rank	BoulderJam							Total										
						1	2	3	4	5	6	7	#T	#Z	attT								
1	365	Mika	Lunstedt	AUS/NSW	1	1	1	1	1	1	1	1	2	2	1	1	1	1	7	7	8	8	
2	94	Alexa	Olsen	AUS/QLD	2	1	1	2	1	1	1	1	1	1	1	4	1	7	3	7	7	17	9
3	236	Stacy	Tao	AUS/VIC	3	2	1	1	1	1	1	1	2	1	8	4	8	5	7	7	23	14	
4	299	Elara	Beltran	AUS/WA	4	1	1	2	2	1	1	1	1	1	3	2	0	3	6	7	9	11	
5	301	Jordan	Munro	AUS/WA	5	1	1	2	1	2	1	1	1	1	0	1	0	6	5	7	7	12	
6	303	Isla	Ward	AUS/WA	6	1	1	1	1	2	2	1	1	0	1	4	4	0	15	5	7	9	25
7	388	Alice	Minaee	AUS/WA	7	1	1	3	1	3	3	1	1	0	1	4	1	0	19	5	7	12	27
8	133	Maia	Sartori	AUS/TAS	8	3	1	1	1	1	1	1	1	0	1	3	1	0	0	5	6	9	6
9	300	Zoey	Rundle	AUS/WA	9	6	3	0	2	1	1	2	2	3	2	4	4	0	0	5	6	16	14
10	366	Teagan	Zhang	AUS/NSW	10	2	2	1	1	1	1	1	1	2	2	0	0	0	0	5	5	7	7
11	166	Mia	Porter	AUS/SA	11	2	1	0	1	7	1	1	1	2	1	0	0	0	2	4	6	12	7
12	237	Ada	Wang	AUS/VIC	12	1	1	3	1	3	2	2	2	0	0	0	0	0	2	4	5	9	8
13	240	Leah	Ead	AUS/VIC	13	3	1	0	1	4	1	2	2	2	1	0	0	0	0	4	5	11	6
14	302	Madison	Shelton	AUS/WA	14	2	1	0	2	8	3	1	1	2	1	0	0	0	0	4	5	13	8
15	167	Ivy	Lawrence	AUS/SA	15	5	1	0	1	2	2	1	1	0	1	0	0	0	4	3	6	8	10
16	95	Mao	Hayashi	AUS/QLD	16	2	1	0	1	4	1	1	1	0	3	0	0	0	0	3	5	7	7
16	235	Bridget	Riddle	AUS/VIC	16	1	1	5	1	0	0	1	1	0	3	0	1	0	0	3	5	7	7
18	367	Ella	Wassif	AUS/NSW	18	4	1	0	1	3	2	1	1	0	2	0	0	0	0	3	5	8	7
19	169	Flora	Hanisch	AUS/SA	19	0	3	0	0	1	1	2	2	0	1	6	2	0	0	3	5	9	9
20	115	Heidi	Young	AUS/ACT	20	5	1	0	1	2	1	2	12	0	2	0	0	0	0	3	5	9	17
21	114	Jorja	Campbell	AUS/ACT	21	6	1	0	1	6	1	1	1	0	1	0	0	0	0	3	5	13	5
22	368	Reese	Watt	AUS/NSW	22	5	4	0	1	7	1	1	1	0	3	0	0	0	0	3	5	13	10
23	374	Annika	Lux-Bridges	AUS/SA	23	8	6	0	4	13	9	1	1	0	0	0	0	0	0	3	4	22	20
24	238	Sydney	Van Beijsterveldt	AUS/VIC	24	7	5	0	0	3	2	1	1	0	0	0	0	0	0	3	3	11	8
25	168	Hanna	Chung	AUS/SA	25	0	1	0	2	2	2	1	1	0	0	0	0	0	0	2	4	3	6
26	239	Anouk	Corbin-Hewitt	AUS/VIC	26	2	1	0	2	0	0	2	2	0	8	0	0	0	0	2	4	4	13
27	369	Hadley	Watt	AUS/NSW	27	3	1	0	0	0	0	1	1	0	0	0	0	0	0	2	2	4	2
28	99	Jessica	Holmes	AUS/QLD	28	0	1	0	2	0	14	1	1	0	0	0	0	0	0	1	4	1	18
29	375	Lila	Murphy	AUS/TAS	29	0	1	0	1	0	0	1	1	0	0	0	0	0	0	1	3	1	3
30	96	Elke	Schultz	AUS/QLD	30	0	0	0	0	0	0	4	3	0	0	0	0	0	0	1	1	4	3